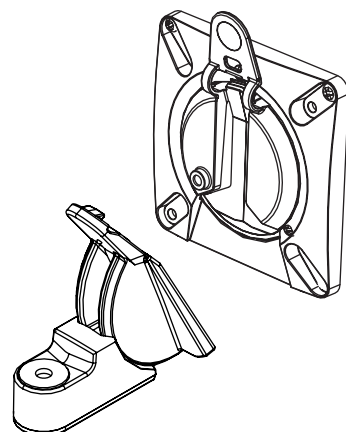


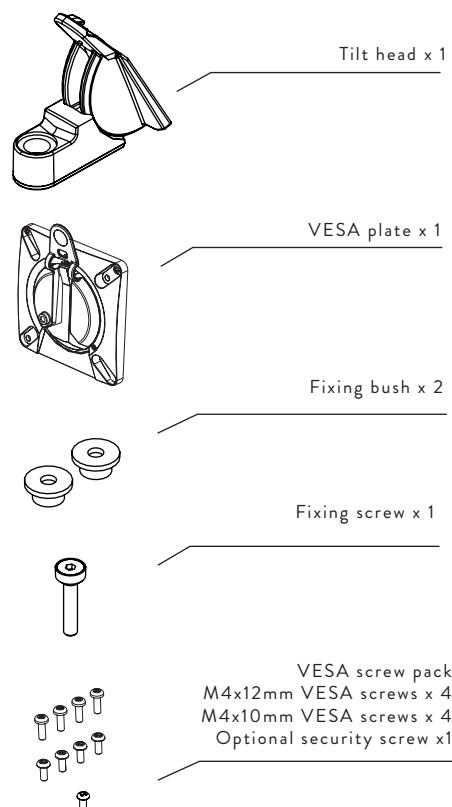
ollin



## OLLIN VESA TILT HEAD INSTRUCTIONS

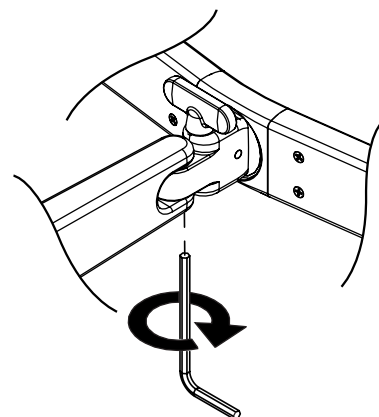
OLN/TLT/001

### PARTS INCLUDED



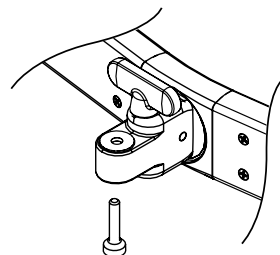
### 1 REMOVE FRONT END ACCESSORY FROM OLLIN ARM

Use allen key supplied with monitor arm (4mm key)



#### ⚠ IMPORTANT

These removed parts aren't required for tilt head installation. You may consider retaining them in case Ollin needs to return to dual configuration.

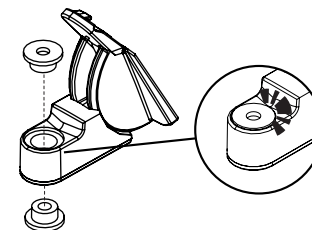


### 2 INSTALLING THE TILT HEAD

2

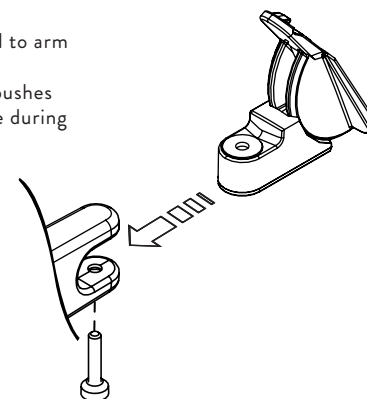
2A

Fit fixing bushes  
Ensure that both are fitted



2B

Install tilt head to arm  
Ensure fixing bushes remain in place during installation

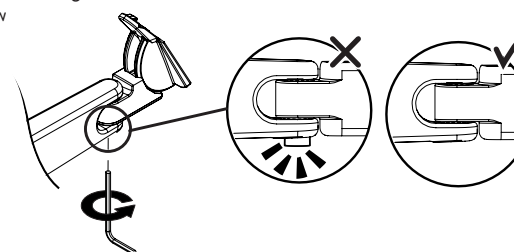


#### ⚠ IMPORTANT

Use new screw provided with tilt head kit

2C

Tighten fixing screw



#### ⚠ IMPORTANT

Ensure screw is fully tightened. Red screw cover should not be visible.

#### IMPORTANT

Please refer to Ollin monitor arm instructions for mounting of monitors and arm adjustment

Please consider leaving these instructions with the product if further installation may be required by others

TOTAL MAX  
9KG/20LB

### ⚠ WARNING

- Do not use this product for any purpose other than that for which it was designed
- Ensure desk/work surface is suitable to take the weight of the arm/s and monitors
- Supported weight must not exceed the maximum load per arm
- Take care when installing as fingers could become trapped

### ⚠ MAINTENANCE AND INSPECTION

- Ensure all screws and fixings are fully tightened and occasionally re-tighten if necessary.
- Clean with a damp cloth. DO NOT use solvents.

### ⚠ DISCLAIMERS

- The use of power tools, lever bars or excessive force during the installation, or re-configuration of the product will invalidate your guarantee
- Failure to observe the recommendations in the use, and configuration of these products may affect your guarantee
- As part of Colebrook Bosson Saunders ongoing product improvement programme, the design of products may change without prior notice and details may vary from those illustrated.

### PATENTS

Colebrook Bosson Saunders hold a number of patents and other intellectual property rights covering our products and processes. You can find patent information on our website at: [www.colebrookbossonsaunders.com/patents](http://www.colebrookbossonsaunders.com/patents)